

Scaled data based on original data using
LM-79-08 Approved Method: Electrical and Photometric Measurements of Solid-
State Lighting Products

Test Report Prepared for
Cooper Lighting Solutions
(formerly Eaton)

Brand: McGRAW-EDISON

Report Number: P271765

Luminaire Tested: **ISW-AF-450-LED-E1-SLL-7027**

Issue Date: 3/3/2020

Test Information

Test Method: LM-79-08
Report Number: P271765
TEST IS SCALED FROM IESNA LM-79-08 TEST DATA (P35948)
Test Lab: INNOVATION CENTER-P3
Issue Date: 3/3/2020
Manufacturer: COOPER LIGHTING SOLUTIONS (FORMERLY EATON)
Product Line: MCGRAW-EDISON
Catalog Number: ISW-AF-450-LED-E1-SLL-7027
Description: IMPACT ELITE LED WEDGE LUMINAIRE
LIGHT SQUARE WITH ACCULED OPTICS-90° SPILL LIGHT ELIMINATOR LEFT
Light Source: (16) 2700K CCT, 70 CRI LEDs
Ballast/Driver: ELECTRONIC DRIVER

Summary

Lumens per Lamp: N/A
Luminaire Lumens: 2350.2 lumens
Efficiency: N/A
Efficacy: 92.9 lumens/watt
Luminous Opening: Rectangular (W 0.5' x L: 0.5' x H: 0')
IES Classification: Type IV - Short - Non-Cutoff
BUG Rating: B1 - U1 - G1

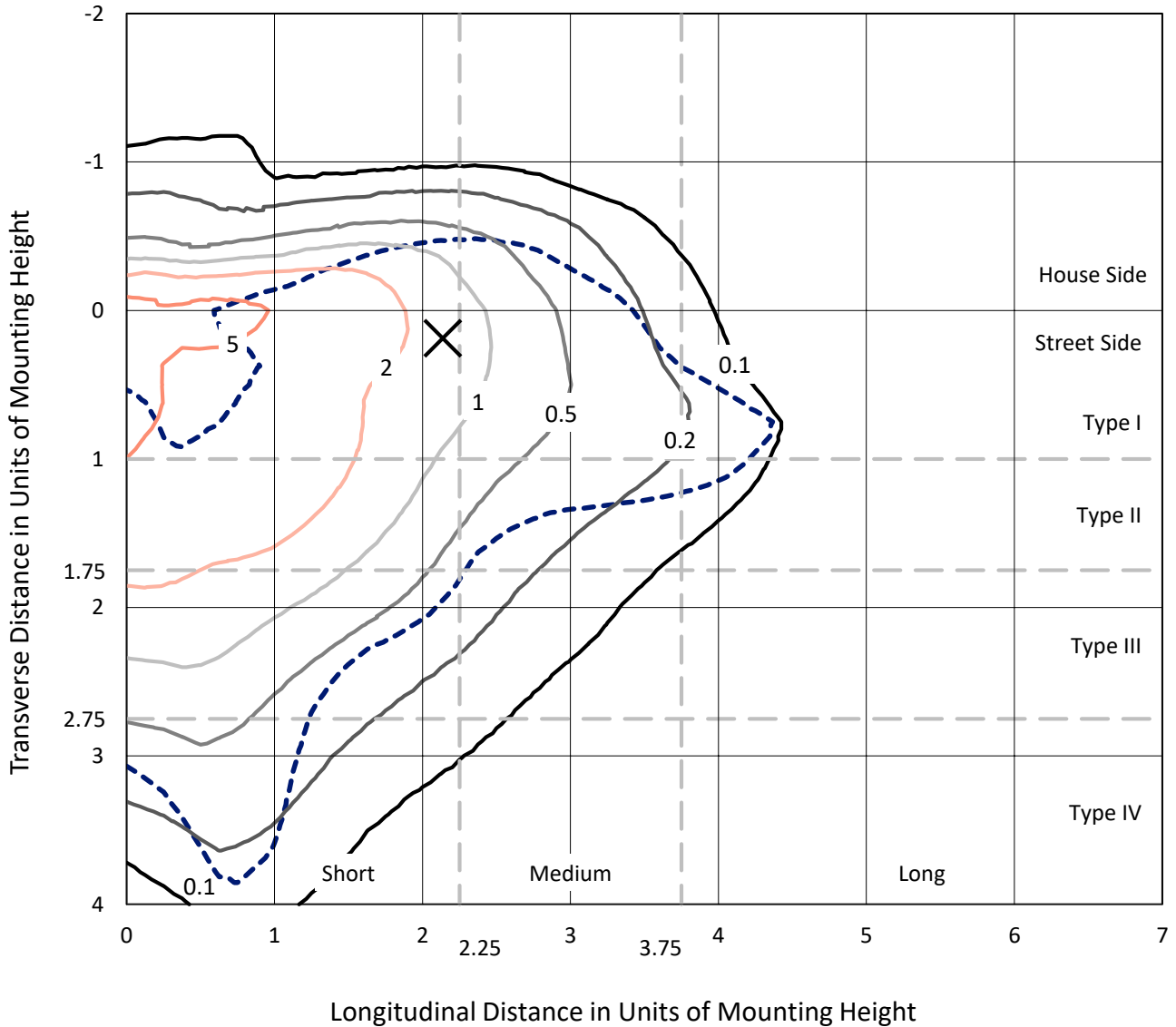
Input Watts (W): 25.31
Input Voltage (V): 120
Input Current (Ain): NR
Voltage Rise (V): NR
Power Factor: NR
Total Harmonic Distortion (THDi): NR
Frequency (hertz): 60
Stabilization Time: NR
Operation Time: NR
Ambient Temperature (°C): NR
Test Distance: 25 FT



REPORT NUMBER: P271765
 CATALOG NUMBER: ISW-AF-450-LED-E1-SLL-7027

Iso-Footcandle Lines of Horizontal Illumination

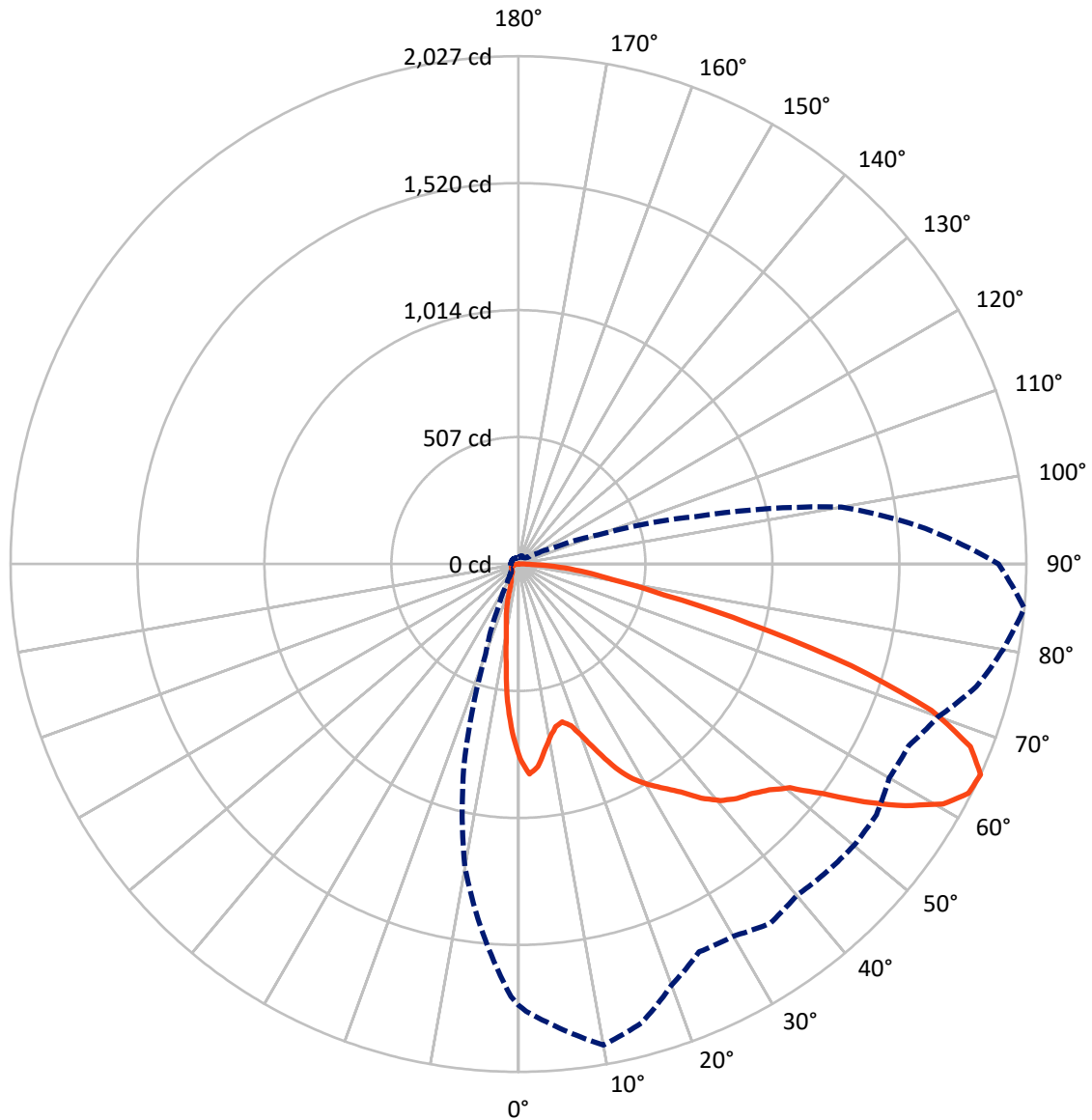
× Max cd
 - - - 1/2 Max cd



Based on 10 foot mounting height. Maximum calculated value = 8.5 fc
 Type IV - Short - Non-Cutoff

REPORT NUMBER: P271765
CATALOG NUMBER: ISW-AF-450-LED-E1-SLL-7027

Luminous Intensity Polar Plot



— Vertical Plane Through 85-Deg Lateral - - - Horizontal Cone Through 65-Deg Vertical

REPORT NUMBER: P271765

CATALOG NUMBER: ISW-AF-450-LED-E1-SLL-7027

FLUX DISTRIBUTION:

		Downward	Upward	Total
House Side	Lumens	403.1	0.0	403.1
	% Fixture	17.2	0.0	17.2
Street Side	Lumens	1947.0	0.1	1947.1
	% Fixture	82.8	0.0	82.8
Total	Lumens	2350.1	0.1	2350.2
	% Fixture	100.0	0.0	100.0

Coefficient of Utilization

ZONAL LUMENS:

Zone	Lumens	% Fixture
0°-10°	57.5	2.4
10°-20°	110.7	4.7
20°-30°	157.8	6.7
30°-40°	229.0	9.7
40°-50°	327.5	13.9
50°-60°	502.9	21.4
60°-70°	582.1	24.8
70°-80°	296.9	12.6
80°-90°	85.7	3.6
90°-100°	0.1	0.0
100°-110°	0.0	0.0
110°-120°	0.0	0.0
120°-130°	0.0	0.0
130°-140°	0.0	0.0
140°-150°	0.0	0.0
150°-160°	0.0	0.0
160°-170°	0.0	0.0
170°-180°	0.0	0.0
0°-90°	2350.1	100.0
0°-180°	2350.2	100.0



REPORT NUMBER: P271765

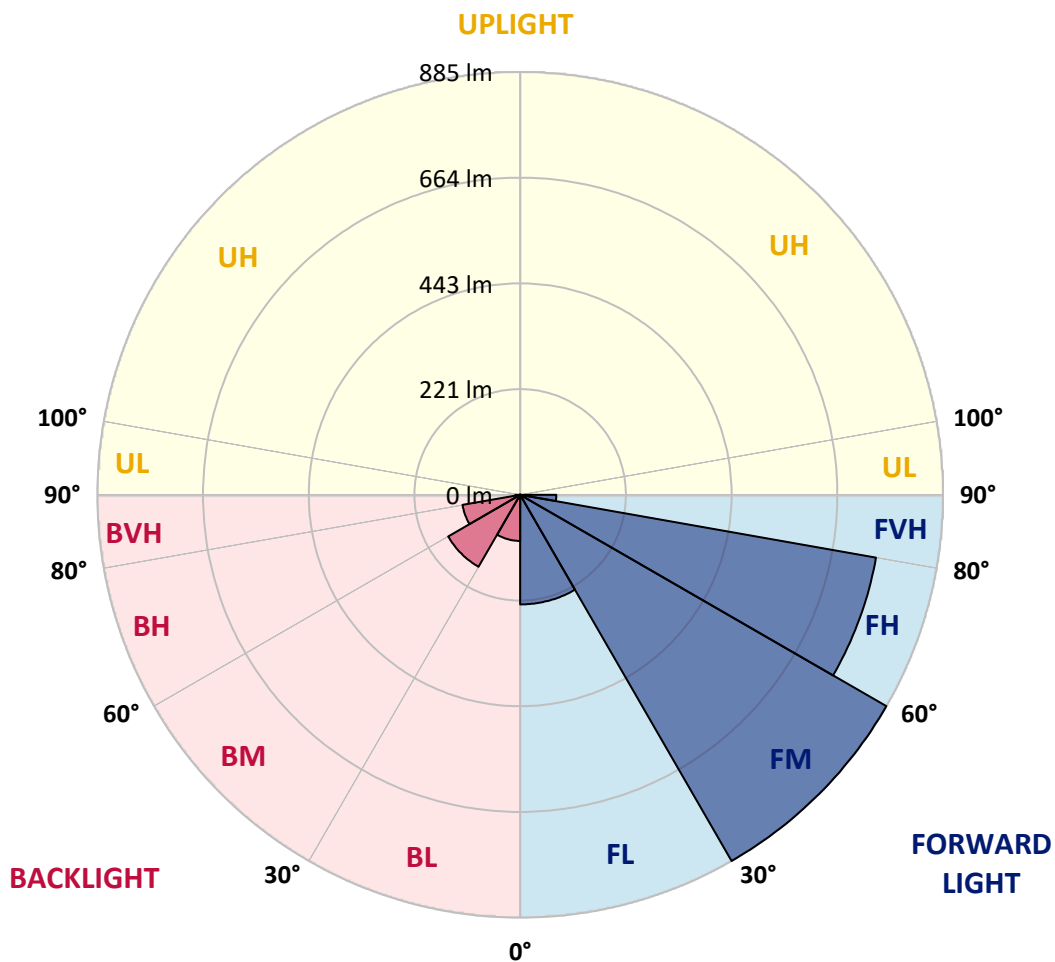
CATALOG NUMBER: ISW-AF-450-LED-E1-SLL-7027

LUMINAIRE CLASSIFICATION SYSTEM LUMEN TABLE AND BUG RATING:

Zone		Lumens	% Fixture	Zone Rating/Lumen Limit		
				B	U	G
FL	(0°-30°)	229.5	9.8			
FM	(30°-60°)	885.3	37.7			
FH	(60°-80°)	756.4	32.2			G1/1800
FVH	(80°-90°)	75.7	3.2			G1/100
BL	(0°-30°)	96.5	4.1	B0/110		
BM	(30°-60°)	174.1	7.4	B0/220		
BH	(60°-80°)	122.6	5.2	B1/500		G1/500
BVH	(80°-90°)	10.0	0.4			G0/10
UL	(90°-100°)	0.1	0.0		U1/10	
UH	(100°-180°)	0.0	0.0		U1/10	

BUG Rating: B1-U1-G1

Type IV Short





REPORT NUMBER: P271765

CATALOG NUMBER: ISW-AF-450-LED-E1-SLL-7027

CANDELA DISTRIBUTION (FULL):

	0°	1°	5°	10°	15°	20°	25°	30°	35°	40°	45°
0°	776.5	776.5	776.5	776.5	776.5	776.5	776.5	776.5	776.5	776.5	776.5
2.5°	803.7	804.5	815.6	826.4	839.7	837.7	848.8	857.2	864.6	865.9	871.4
5°	754.7	762.6	787.5	808.8	835.7	856.7	879.4	897.0	910.2	922.4	924.0
7.5°	685.9	691.8	720.7	754.3	793.0	820.7	854.7	884.4	905.4	925.2	929.5
10°	626.8	632.5	664.5	708.0	742.0	778.0	813.2	837.3	864.6	881.7	890.0
12.5°	598.5	605.2	635.6	675.2	710.0	744.8	771.3	792.2	807.7	810.8	813.2
15°	609.5	613.0	646.7	681.9	709.6	727.0	734.2	746.9	745.5	751.9	753.0
17.5°	654.2	652.6	688.2	712.7	726.2	724.2	713.2	706.3	694.6	691.0	701.3
20°	731.0	736.5	759.3	774.5	760.7	728.5	698.2	677.1	660.5	655.0	653.8
22.5°	820.7	827.9	852.9	844.9	809.6	751.2	695.7	662.1	641.6	635.6	633.2
25°	914.8	919.7	932.4	905.4	855.9	780.0	712.4	665.3	638.0	629.4	628.2
27.5°	990.8	995.5	989.7	958.9	887.2	812.3	735.4	679.5	643.9	635.2	631.3
30°	1052.9	1055.3	1035.5	997.1	926.0	848.4	765.4	704.5	662.9	643.2	640.3
32.5°	1122.5	1120.9	1082.5	1029.5	958.9	880.9	799.9	732.5	681.2	657.0	652.6
35°	1198.9	1185.0	1117.4	1061.5	981.3	905.9	831.0	762.2	710.4	678.3	672.8
37.5°	1266.9	1252.7	1162.0	1086.9	1003.9	925.2	855.5	800.6	755.0	725.8	723.5
40°	1319.9	1302.5	1196.1	1103.9	1014.9	939.4	884.4	848.8	818.7	795.0	795.0
42.5°	1362.5	1343.7	1229.3	1123.7	1024.9	961.2	932.7	920.4	914.0	901.0	905.9
45°	1403.7	1384.4	1256.5	1136.4	1047.0	1003.5	1007.4	1018.0	1037.0	1029.5	1036.3
47.5°	1442.9	1423.9	1287.5	1156.6	1089.6	1079.4	1100.0	1142.6	1179.8	1209.2	1229.7
50°	1508.5	1486.0	1342.9	1215.9	1156.9	1162.0	1221.3	1305.2	1365.7	1392.6	1391.0
52.5°	1633.2	1601.0	1461.9	1326.5	1253.0	1281.5	1351.5	1457.1	1536.2	1557.2	1565.5
55°	1785.4	1760.0	1633.9	1473.3	1420.0	1429.8	1516.9	1636.4	1697.2	1719.0	1726.1
57.5°	1874.9	1868.0	1789.0	1630.3	1578.5	1574.5	1688.2	1785.8	1838.4	1859.0	1852.7
59°	1895.7	1897.8	1852.7	1741.5	1670.3	1661.7	1777.0	1867.7	1911.6	1917.9	1914.7
60°	1893.8	1904.9	1899.4	1802.4	1728.5	1717.4	1814.7	1900.9	1937.7	1947.5	1936.6
62.5°	1853.0	1872.1	1924.7	1914.4	1860.2	1803.5	1849.5	1912.0	1935.7	1926.2	1917.9
65°	1760.5	1785.4	1858.6	1949.6	1897.4	1788.2	1707.9	1715.0	1751.1	1727.4	1738.8
67.5°	1600.7	1629.2	1668.0	1874.4	1798.5	1615.3	1477.4	1409.7	1392.6	1415.5	1452.0
70°	1302.1	1320.7	1418.7	1710.6	1579.4	1327.8	1154.5	1064.4	1034.3	1087.3	1124.5
72.5°	918.4	946.2	1075.5	1415.5	1299.3	1063.5	873.7	790.7	760.7	763.0	795.4
75°	558.8	596.5	751.5	1119.4	1024.0	814.9	665.6	606.0	596.8	591.7	586.1
77.5°	368.7	382.9	494.0	772.5	690.5	579.5	499.5	524.1	551.4	557.3	564.5
80°	250.0	254.3	320.3	541.9	454.8	428.0	403.9	461.5	513.4	522.9	517.7
82.5°	153.9	166.9	223.5	365.5	362.6	350.0	319.2	364.4	398.7	404.7	415.3
85°	53.4	55.8	137.2	322.7	368.7	372.5	263.0	207.7	233.4	229.0	164.5
87.5°	23.0	25.7	42.7	216.0	249.5	206.5	120.2	106.8	82.3	46.4	44.6
90°	1.5	1.5	1.2	2.0	5.9	4.0	3.5	1.2	0.0	0.0	0.0
92.5°	0.0	0.0	0.0	0.0	0.0	0.0	0.0	0.0	0.0	0.0	0.0
95°	0.0	0.0	0.0	0.0	0.0	0.0	0.0	0.0	0.0	0.0	0.0
97.5°	0.0	0.0	0.0	0.0	0.0	0.0	0.0	0.0	0.0	0.0	0.0
100°	0.0	0.0	0.0	0.0	0.0	0.0	0.0	0.0	0.0	0.0	0.0
102.5°	0.0	0.0	0.0	0.0	0.0	0.0	0.0	0.0	0.0	0.0	0.0
105°	0.0	0.0	0.0	0.0	0.0	0.0	0.0	0.0	0.0	0.0	0.0
107.5°	0.0	0.0	0.0	0.0	0.0	0.0	0.0	0.0	0.0	0.0	0.0



REPORT NUMBER: P271765

CATALOG NUMBER: ISW-AF-450-LED-E1-SLL-7027

CANDELA DISTRIBUTION (continued):

	0°	1°	5°	10°	15°	20°	25°	30°	35°	40°	45°
110°	0.0	0.0	0.0	0.0	0.0	0.0	0.0	0.0	0.0	0.0	0.0
112.5°	0.0	0.0	0.0	0.0	0.0	0.0	0.0	0.0	0.0	0.0	0.0
115°	0.0	0.0	0.0	0.0	0.0	0.0	0.0	0.0	0.0	0.0	0.0
117.5°	0.0	0.0	0.0	0.0	0.0	0.0	0.0	0.0	0.0	0.0	0.0
120°	0.0	0.0	0.0	0.0	0.0	0.0	0.0	0.0	0.0	0.0	0.0
122.5°	0.0	0.0	0.0	0.0	0.0	0.0	0.0	0.0	0.0	0.0	0.0
125°	0.0	0.0	0.0	0.0	0.0	0.0	0.0	0.0	0.0	0.0	0.0
127.5°	0.0	0.0	0.0	0.0	0.0	0.0	0.0	0.0	0.0	0.0	0.0
130°	0.0	0.0	0.0	0.0	0.0	0.0	0.0	0.0	0.0	0.0	0.0
132.5°	0.0	0.0	0.0	0.0	0.0	0.0	0.0	0.0	0.0	0.0	0.0
135°	0.0	0.0	0.0	0.0	0.0	0.0	0.0	0.0	0.0	0.0	0.0
137.5°	0.0	0.0	0.0	0.0	0.0	0.0	0.0	0.0	0.0	0.0	0.0
140°	0.0	0.0	0.0	0.0	0.0	0.0	0.0	0.0	0.0	0.0	0.0
142.5°	0.0	0.0	0.0	0.0	0.0	0.0	0.0	0.0	0.0	0.0	0.0
145°	0.0	0.0	0.0	0.0	0.0	0.0	0.0	0.0	0.0	0.0	0.0
147.5°	0.0	0.0	0.0	0.0	0.0	0.0	0.0	0.0	0.0	0.0	0.0
150°	0.0	0.0	0.0	0.0	0.0	0.0	0.0	0.0	0.0	0.0	0.0
152.5°	0.0	0.0	0.0	0.0	0.0	0.0	0.0	0.0	0.0	0.0	0.0
155°	0.0	0.0	0.0	0.0	0.0	0.0	0.0	0.0	0.0	0.0	0.0
157.5°	0.0	0.0	0.0	0.0	0.0	0.0	0.0	0.0	0.0	0.0	0.0
160°	0.0	0.0	0.0	0.0	0.0	0.0	0.0	0.0	0.0	0.0	0.0
162.5°	0.0	0.0	0.0	0.0	0.0	0.0	0.0	0.0	0.0	0.0	0.0
165°	0.0	0.0	0.0	0.0	0.0	0.0	0.0	0.0	0.0	0.0	0.0
167.5°	0.0	0.0	0.0	0.0	0.0	0.0	0.0	0.0	0.0	0.0	0.0
170°	0.0	0.0	0.0	0.0	0.0	0.0	0.0	0.0	0.0	0.0	0.0
172.5°	0.0	0.0	0.0	0.0	0.0	0.0	0.0	0.0	0.0	0.0	0.0
175°	0.0	0.0	0.0	0.0	0.0	0.0	0.0	0.0	0.0	0.0	0.0
177.5°	0.0	0.0	0.0	0.0	0.0	0.0	0.0	0.0	0.0	0.0	0.0
180°	0.0	0.0	0.0	0.0	0.0	0.0	0.0	0.0	0.0	0.0	0.0



REPORT NUMBER: P271765

CATALOG NUMBER: ISW-AF-450-LED-E1-SLL-7027

CANDELA DISTRIBUTION (continued):

	50°	55°	60°	65°	70°	75°	80°	85°	90°	95°	100°
0°	776.5	776.5	776.5	776.5	776.5	776.5	776.5	776.5	776.5	776.5	776.5
2.5°	870.2	865.0	868.2	863.8	856.7	852.0	846.5	839.4	831.0	820.0	808.8
5°	920.4	916.5	906.6	892.4	872.5	855.9	836.1	812.9	793.5	768.5	745.1
7.5°	924.7	918.4	900.2	873.7	843.3	812.3	789.1	751.2	726.5	687.0	660.5
10°	885.2	885.5	867.4	842.5	810.8	774.5	740.8	699.3	663.3	623.0	578.7
12.5°	827.1	832.5	833.4	811.2	780.4	742.0	704.5	664.8	620.2	577.1	536.4
15°	761.0	776.9	778.0	772.5	756.2	723.9	689.4	653.8	608.3	561.2	515.4
17.5°	702.0	717.0	731.0	743.5	744.3	729.0	708.0	677.5	632.0	576.7	522.9
20°	657.4	673.5	697.4	720.7	746.3	754.3	755.8	736.5	687.8	620.2	547.3
22.5°	638.8	657.8	681.9	725.8	771.3	799.3	815.2	815.2	764.2	685.0	587.7
25°	634.8	650.2	687.0	741.6	802.5	851.5	881.7	901.8	865.0	768.5	637.5
27.5°	637.5	658.5	704.0	759.8	823.5	886.4	935.9	971.0	936.7	825.5	683.9
30°	648.7	679.8	727.0	784.7	850.3	916.8	976.5	1021.2	996.0	877.3	727.8
32.5°	668.1	706.0	759.3	811.6	876.8	948.9	1007.8	1066.7	1048.1	913.3	751.2
35°	696.9	741.6	790.3	842.9	905.4	977.4	1040.2	1117.4	1110.7	958.4	774.5
37.5°	743.5	789.5	834.2	879.4	938.5	1008.5	1086.9	1185.4	1179.8	1025.2	812.0
40°	825.8	852.9	886.0	914.8	970.6	1037.5	1121.4	1241.5	1261.3	1082.5	845.2
42.5°	927.9	943.7	953.2	961.2	989.7	1052.5	1146.2	1279.2	1311.5	1125.3	871.0
45°	1058.0	1053.4	1034.3	1016.2	1013.0	1061.2	1157.7	1306.9	1351.1	1166.8	897.0
47.5°	1211.9	1201.7	1149.8	1090.0	1056.9	1077.1	1177.9	1347.5	1399.8	1221.3	929.5
50°	1389.5	1365.3	1280.7	1179.8	1118.6	1121.7	1228.9	1404.1	1463.9	1292.6	990.0
52.5°	1554.1	1510.9	1410.1	1276.9	1189.0	1199.7	1320.7	1521.2	1595.2	1410.5	1091.7
55°	1699.2	1643.8	1535.0	1389.0	1309.5	1328.2	1467.4	1676.2	1746.2	1550.8	1194.5
57.5°	1822.6	1763.6	1656.5	1527.9	1429.0	1444.5	1598.4	1820.2	1867.3	1677.0	1293.0
59°	1878.7	1820.7	1721.7	1603.0	1510.5	1543.0	1690.9	1891.8	1912.0	1725.7	1330.6
60°	1906.0	1847.9	1760.9	1645.0	1560.4	1603.0	1739.9	1946.0	1928.6	1732.8	1344.9
62.5°	1904.0	1863.4	1806.0	1726.9	1711.5	1782.7	1899.4	2015.7	1940.1	1712.3	1353.8
65°	1747.8	1744.3	1708.7	1717.8	1782.2	1892.2	1963.9	2027.0	1916.4	1630.3	1310.0
67.5°	1457.9	1472.5	1477.4	1533.0	1683.7	1870.5	1933.3	1945.5	1813.0	1455.2	1173.5
70°	1125.7	1093.2	1146.7	1245.1	1462.4	1702.7	1792.2	1749.4	1601.9	1218.6	958.4
72.5°	797.0	806.5	883.2	1011.0	1232.0	1481.2	1621.4	1388.3	1205.2	912.0	679.5
75°	599.6	644.4	681.5	793.5	1000.7	1268.9	1384.4	954.4	785.1	628.9	444.6
77.5°	574.6	571.1	542.7	566.4	721.5	888.7	987.7	595.7	491.6	411.3	268.5
80°	531.2	500.7	449.0	426.0	454.5	570.7	626.8	382.9	327.2	287.5	151.5
82.5°	412.1	391.6	337.0	335.3	378.9	405.5	431.2	271.4	246.0	233.0	93.0
85°	261.5	268.5	275.3	335.8	420.5	425.2	335.3	165.4	129.7	182.7	59.3
87.5°	77.5	126.2	153.1	259.9	378.9	380.2	252.3	54.2	48.7	57.0	34.5
90°	0.0	0.0	0.0	0.0	0.0	0.0	0.4	0.0	0.0	0.0	0.0
92.5°	0.0	0.0	0.0	0.0	0.0	0.0	0.0	0.0	0.0	0.0	0.0
95°	0.0	0.0	0.0	0.0	0.0	0.0	0.0	0.0	0.0	0.0	0.0
97.5°	0.0	0.0	0.0	0.0	0.0	0.0	0.0	0.0	0.0	0.0	0.0
100°	0.0	0.0	0.0	0.0	0.0	0.0	0.0	0.0	0.0	0.0	0.0
102.5°	0.0	0.0	0.0	0.0	0.0	0.0	0.0	0.0	0.0	0.0	0.0
105°	0.0	0.0	0.0	0.0	0.0	0.0	0.0	0.0	0.0	0.0	0.0
107.5°	0.0	0.0	0.0	0.0	0.0	0.0	0.0	0.0	0.0	0.0	0.0



REPORT NUMBER: P271765

CATALOG NUMBER: ISW-AF-450-LED-E1-SLL-7027

CANDELA DISTRIBUTION (continued):

	50°	55°	60°	65°	70°	75°	80°	85°	90°	95°	100°
110°	0.0	0.0	0.0	0.0	0.0	0.0	0.0	0.0	0.0	0.0	0.0
112.5°	0.0	0.0	0.0	0.0	0.0	0.0	0.0	0.0	0.0	0.0	0.0
115°	0.0	0.0	0.0	0.0	0.0	0.0	0.0	0.0	0.0	0.0	0.0
117.5°	0.0	0.0	0.0	0.0	0.0	0.0	0.0	0.0	0.0	0.0	0.0
120°	0.0	0.0	0.0	0.0	0.0	0.0	0.0	0.0	0.0	0.0	0.0
122.5°	0.0	0.0	0.0	0.0	0.0	0.0	0.0	0.0	0.0	0.0	0.0
125°	0.0	0.0	0.0	0.0	0.0	0.0	0.0	0.0	0.0	0.0	0.0
127.5°	0.0	0.0	0.0	0.0	0.0	0.0	0.0	0.0	0.0	0.0	0.0
130°	0.0	0.0	0.0	0.0	0.0	0.0	0.0	0.0	0.0	0.0	0.0
132.5°	0.0	0.0	0.0	0.0	0.0	0.0	0.0	0.0	0.0	0.0	0.0
135°	0.0	0.0	0.0	0.0	0.0	0.0	0.0	0.0	0.0	0.0	0.0
137.5°	0.0	0.0	0.0	0.0	0.0	0.0	0.0	0.0	0.0	0.0	0.0
140°	0.0	0.0	0.0	0.0	0.0	0.0	0.0	0.0	0.0	0.0	0.0
142.5°	0.0	0.0	0.0	0.0	0.0	0.0	0.0	0.0	0.0	0.0	0.0
145°	0.0	0.0	0.0	0.0	0.0	0.0	0.0	0.0	0.0	0.0	0.0
147.5°	0.0	0.0	0.0	0.0	0.0	0.0	0.0	0.0	0.0	0.0	0.0
150°	0.0	0.0	0.0	0.0	0.0	0.0	0.0	0.0	0.0	0.0	0.0
152.5°	0.0	0.0	0.0	0.0	0.0	0.0	0.0	0.0	0.0	0.0	0.0
155°	0.0	0.0	0.0	0.0	0.0	0.0	0.0	0.0	0.0	0.0	0.0
157.5°	0.0	0.0	0.0	0.0	0.0	0.0	0.0	0.0	0.0	0.0	0.0
160°	0.0	0.0	0.0	0.0	0.0	0.0	0.0	0.0	0.0	0.0	0.0
162.5°	0.0	0.0	0.0	0.0	0.0	0.0	0.0	0.0	0.0	0.0	0.0
165°	0.0	0.0	0.0	0.0	0.0	0.0	0.0	0.0	0.0	0.0	0.0
167.5°	0.0	0.0	0.0	0.0	0.0	0.0	0.0	0.0	0.0	0.0	0.0
170°	0.0	0.0	0.0	0.0	0.0	0.0	0.0	0.0	0.0	0.0	0.0
172.5°	0.0	0.0	0.0	0.0	0.0	0.0	0.0	0.0	0.0	0.0	0.0
175°	0.0	0.0	0.0	0.0	0.0	0.0	0.0	0.0	0.0	0.0	0.0
177.5°	0.0	0.0	0.0	0.0	0.0	0.0	0.0	0.0	0.0	0.0	0.0
180°	0.0	0.0	0.0	0.0	0.0	0.0	0.0	0.0	0.0	0.0	0.0



REPORT NUMBER: P271765

CATALOG NUMBER: ISW-AF-450-LED-E1-SLL-7027

CANDELA DISTRIBUTION (continued):

	105°	110°	115°	120°	125°	130°	135°	140°	145°	150°	155°
0°	776.5	776.5	776.5	776.5	776.5	776.5	776.5	776.5	776.5	776.5	776.5
2.5°	797.3	795.8	784.7	766.2	767.7	759.0	748.0	730.1	726.5	716.7	715.1
5°	725.4	706.8	682.7	653.3	642.4	627.3	611.8	600.8	587.0	574.3	591.4
7.5°	629.4	602.0	573.8	543.0	525.3	500.7	487.7	462.4	443.9	440.2	425.5
10°	549.0	514.5	482.6	454.8	421.7	398.7	382.0	368.2	355.5	340.2	330.7
12.5°	495.7	456.9	422.8	388.3	372.5	353.7	343.3	330.3	312.1	299.0	286.4
15°	471.5	429.6	392.4	362.3	339.4	321.5	303.4	287.5	267.8	253.1	238.5
17.5°	468.3	413.7	366.7	333.0	308.1	288.7	264.6	243.6	219.5	203.3	191.0
20°	471.9	401.8	343.0	299.0	273.7	239.7	217.1	191.4	167.7	146.3	127.0
22.5°	486.2	395.5	319.5	271.4	233.8	195.0	170.9	138.0	117.9	97.3	89.8
25°	505.5	391.6	299.5	240.8	193.5	155.0	122.2	95.0	85.8	80.7	78.0
27.5°	526.0	384.5	276.9	212.8	161.0	114.4	91.4	79.9	76.4	73.6	71.5
30°	541.5	370.6	249.2	182.7	128.2	97.6	81.5	74.0	71.5	68.5	66.5
32.5°	548.1	349.2	224.3	154.3	108.0	83.8	71.1	66.8	64.5	61.7	60.5
35°	547.0	325.2	211.6	143.2	98.8	74.4	62.5	59.7	56.5	53.8	51.0
37.5°	548.1	303.0	201.7	140.5	95.0	67.2	57.0	55.0	52.6	49.9	47.5
40°	553.0	290.7	197.0	134.5	91.8	64.5	52.6	50.7	50.2	47.1	45.1
42.5°	555.0	291.9	194.7	126.2	83.8	63.7	52.6	48.3	48.3	45.8	43.5
45°	552.5	300.7	196.2	121.5	78.0	59.7	55.3	48.3	47.1	45.1	42.7
47.5°	559.6	307.0	196.2	120.6	74.0	55.8	52.6	53.0	47.9	45.5	42.0
50°	589.0	312.9	192.2	119.5	72.9	51.8	49.9	52.2	53.8	46.4	42.3
52.5°	640.7	320.3	187.8	117.5	71.1	48.7	46.4	49.0	55.0	48.7	42.3
55°	693.9	333.8	185.1	114.4	68.8	46.7	42.0	47.1	50.2	48.3	42.0
57.5°	750.4	348.5	182.4	106.8	63.3	44.6	40.3	41.1	45.1	46.7	40.7
59°	767.3	355.5	180.0	101.3	58.5	43.1	39.2	38.0	40.3	44.6	40.0
60°	779.5	356.0	177.1	96.5	55.8	42.3	38.4	36.8	37.5	45.8	40.3
62.5°	780.8	355.5	168.5	86.7	50.2	40.7	37.2	35.2	34.5	38.4	41.1
65°	731.7	339.0	152.7	81.5	50.7	39.2	35.2	33.7	32.0	32.8	35.7
67.5°	640.0	296.2	136.0	82.6	53.4	38.0	33.7	32.0	30.8	30.0	31.2
70°	484.2	246.0	131.3	85.4	55.8	37.2	31.2	29.6	28.8	28.5	28.5
72.5°	335.3	202.5	126.2	87.5	57.7	36.8	28.8	27.3	26.9	26.5	26.5
75°	216.0	147.1	104.5	74.4	52.6	33.7	26.1	24.5	24.2	23.7	24.2
77.5°	127.8	102.9	76.7	52.2	38.4	26.9	22.5	21.4	21.4	21.4	21.8
80°	70.8	60.9	51.0	33.7	27.3	20.2	18.5	17.3	17.3	17.8	18.5
82.5°	42.3	33.7	28.8	21.4	18.5	14.2	13.8	13.0	13.5	13.8	14.6
85°	27.7	21.4	17.3	14.2	12.7	9.2	7.9	8.4	8.7	9.5	9.9
87.5°	15.5	11.9	9.5	8.4	7.5	4.0	3.1	3.1	4.0	4.7	5.5
90°	0.0	0.0	0.0	0.0	0.0	0.0	0.0	0.0	0.0	0.0	0.0
92.5°	0.0	0.0	0.0	0.0	0.0	0.0	0.0	0.0	0.0	0.0	0.0
95°	0.0	0.0	0.0	0.0	0.0	0.0	0.0	0.0	0.0	0.0	0.0
97.5°	0.0	0.0	0.0	0.0	0.0	0.0	0.0	0.0	0.0	0.0	0.0
100°	0.0	0.0	0.0	0.0	0.0	0.0	0.0	0.0	0.0	0.0	0.0
102.5°	0.0	0.0	0.0	0.0	0.0	0.0	0.0	0.0	0.0	0.0	0.0
105°	0.0	0.0	0.0	0.0	0.0	0.0	0.0	0.0	0.0	0.0	0.0
107.5°	0.0	0.0	0.0	0.0	0.0	0.0	0.0	0.0	0.0	0.0	0.0



REPORT NUMBER: P271765
 CATALOG NUMBER: ISW-AF-450-LED-E1-SLL-7027

REPORT N
 CATALOG

CANDELA DISTRIBUTION (continued):

CANDELA

	105°	110°	115°	120°	125°	130°	135°	140°	145°	150°	155°	
110°	0.0	0.0	0.0	0.0	0.0	0.0	0.0	0.0	0.0	0.0	0.0	0°
112.5°	0.0	0.0	0.0	0.0	0.0	0.0	0.0	0.0	0.0	0.0	0.0	2.5°
115°	0.0	0.0	0.0	0.0	0.0	0.0	0.0	0.0	0.0	0.0	0.0	5°
117.5°	0.0	0.0	0.0	0.0	0.0	0.0	0.0	0.0	0.0	0.0	0.0	7.5°
120°	0.0	0.0	0.0	0.0	0.0	0.0	0.0	0.0	0.0	0.0	0.0	10°
122.5°	0.0	0.0	0.0	0.0	0.0	0.0	0.0	0.0	0.0	0.0	0.0	12.5°
125°	0.0	0.0	0.0	0.0	0.0	0.0	0.0	0.0	0.0	0.0	0.0	15°
127.5°	0.0	0.0	0.0	0.0	0.0	0.0	0.0	0.0	0.0	0.0	0.0	17.5°
130°	0.0	0.0	0.0	0.0	0.0	0.0	0.0	0.0	0.0	0.0	0.0	20°
132.5°	0.0	0.0	0.0	0.0	0.0	0.0	0.0	0.0	0.0	0.0	0.0	22.5°
135°	0.0	0.0	0.0	0.0	0.0	0.0	0.0	0.0	0.0	0.0	0.0	25°
137.5°	0.0	0.0	0.0	0.0	0.0	0.0	0.0	0.0	0.0	0.0	0.0	27.5°
140°	0.0	0.0	0.0	0.0	0.0	0.0	0.0	0.0	0.0	0.0	0.0	30°
142.5°	0.0	0.0	0.0	0.0	0.0	0.0	0.0	0.0	0.0	0.0	0.0	32.5°
145°	0.0	0.0	0.0	0.0	0.0	0.0	0.0	0.0	0.0	0.0	0.0	35°
147.5°	0.0	0.0	0.0	0.0	0.0	0.0	0.0	0.0	0.0	0.0	0.0	37.5°
150°	0.0	0.0	0.0	0.0	0.0	0.0	0.0	0.0	0.0	0.0	0.0	40°
152.5°	0.0	0.0	0.0	0.0	0.0	0.0	0.0	0.0	0.0	0.0	0.0	42.5°
155°	0.0	0.0	0.0	0.0	0.0	0.0	0.0	0.0	0.0	0.0	0.0	45°
157.5°	0.0	0.0	0.0	0.0	0.0	0.0	0.0	0.0	0.0	0.0	0.0	47.5°
160°	0.0	0.0	0.0	0.0	0.0	0.0	0.0	0.0	0.0	0.0	0.0	50°
162.5°	0.0	0.0	0.0	0.0	0.0	0.0	0.0	0.0	0.0	0.0	0.0	52.5°
165°	0.0	0.0	0.0	0.0	0.0	0.0	0.0	0.0	0.0	0.0	0.0	55°
167.5°	0.0	0.0	0.0	0.0	0.0	0.0	0.0	0.0	0.0	0.0	0.0	57.5°
170°	0.0	0.0	0.0	0.0	0.0	0.0	0.0	0.0	0.0	0.0	0.0	59°
172.5°	0.0	0.0	0.0	0.0	0.0	0.0	0.0	0.0	0.0	0.0	0.0	60°
175°	0.0	0.0	0.0	0.0	0.0	0.0	0.0	0.0	0.0	0.0	0.0	62.5°
177.5°	0.0	0.0	0.0	0.0	0.0	0.0	0.0	0.0	0.0	0.0	0.0	65°
180°	0.0	0.0	0.0	0.0	0.0	0.0	0.0	0.0	0.0	0.0	0.0	67.5°
												70°
												72.5°
												75°
												77.5°
												80°
												82.5°
												85°
												87.5°
												90°
												92.5°
												95°
												97.5°
												100°
												102.5°
												105°
												107.5°



NUMBER: P271765
 NUMBER: ISW-AF-450-LED-E1-SLL-7027

REPORT NUMBER: P
 CATALOG NUMBER:

DISTRIBUTION (continued):

CANDELA DISTRIBUTION

160°	165°	170°	175°	180°	185°	190°	195°	200°	205°	210°	110°	160°
776.5	776.5	776.5	776.5	776.5	776.5	776.5	776.5	776.5	776.5	776.5	110°	0.0
720.7	709.2	696.9	687.8	691.8	678.7	679.8	676.3	674.8	674.0	665.6	112.5°	0.0
570.7	575.2	556.9	558.8	564.5	551.0	541.9	556.9	555.0	541.5	549.0	115°	0.0
411.3	412.5	404.2	385.6	385.6	395.5	399.0	406.2	411.0	427.5	417.4	117.5°	0.0
314.5	303.4	295.0	286.8	282.0	272.2	274.5	283.1	288.7	298.2	305.7	120°	0.0
273.4	261.0	246.4	233.8	227.0	217.9	212.0	210.0	212.0	206.1	206.5	122.5°	0.0
227.0	216.0	199.7	193.0	180.4	173.2	169.3	164.1	160.2	151.8	148.3	125°	0.0
176.0	161.3	144.8	144.8	135.6	129.7	128.2	127.0	124.5	120.2	115.9	127.5°	0.0
117.0	107.5	98.1	93.3	94.1	93.3	91.0	95.0	95.0	96.5	95.7	130°	0.0
85.4	83.8	80.3	77.5	76.0	75.5	76.0	77.2	79.5	81.5	83.5	132.5°	0.0
76.7	76.0	72.9	70.0	69.6	68.8	68.8	70.0	70.3	70.8	70.3	135°	0.0
71.1	69.6	66.8	64.9	64.0	63.7	64.0	62.9	62.2	62.5	62.2	137.5°	0.0
64.5	63.3	60.5	58.9	58.5	58.5	57.3	57.0	56.1	56.5	56.1	140°	0.0
59.3	57.7	55.0	53.0	53.0	52.6	53.0	52.6	52.2	51.8	51.8	142.5°	0.0
49.9	49.5	46.7	45.8	46.4	47.5	47.5	47.5	47.9	47.5	47.5	145°	0.0
46.4	45.8	43.1	41.1	40.7	40.7	40.7	41.5	42.7	43.1	43.8	147.5°	0.0
43.8	43.5	40.7	39.2	38.4	38.0	37.5	37.5	38.0	39.5	40.7	150°	0.0
42.3	41.5	38.8	36.8	36.4	36.0	35.7	35.7	35.7	36.0	37.2	152.5°	0.0
41.5	40.3	37.2	35.2	34.5	34.0	34.0	34.5	34.0	34.0	34.0	155°	0.0
40.3	39.5	36.4	34.0	33.2	33.2	32.8	32.8	32.8	32.0	32.0	157.5°	0.0
40.0	38.8	35.7	33.2	32.4	32.0	31.6	32.0	31.2	30.8	30.5	160°	0.0
39.2	37.5	34.0	32.0	31.6	30.8	30.5	30.5	30.5	29.6	29.6	162.5°	0.0
38.8	36.8	33.2	31.2	30.5	29.6	29.3	29.3	30.0	29.3	29.3	165°	0.0
38.4	35.7	32.0	29.6	29.3	28.5	28.0	28.5	29.6	28.8	28.5	167.5°	0.0
36.8	34.9	31.2	29.3	28.5	27.7	27.3	27.7	28.5	28.5	28.5	170°	0.0
36.0	34.0	30.5	28.5	28.0	27.3	26.9	26.9	28.0	28.0	27.7	172.5°	0.0
34.9	33.2	29.6	27.3	26.5	26.5	26.1	26.1	26.5	26.5	26.9	175°	0.0
33.2	32.4	28.8	26.1	25.7	25.3	25.3	25.3	25.3	26.1	26.1	177.5°	0.0
31.6	31.2	27.7	25.3	24.5	24.5	24.5	24.5	24.5	25.0	25.3	180°	0.0
29.3	29.3	26.1	23.7	23.4	23.0	23.0	23.0	23.0	23.4	23.7		
26.9	27.3	24.2	21.8	21.4	21.4	21.4	21.4	21.8	21.8	22.2		
24.5	25.0	21.8	19.3	19.3	19.3	19.3	19.3	19.3	19.3	20.2		
22.2	22.2	18.5	16.2	16.6	17.0	17.3	17.0	17.0	17.3	18.5		
19.0	18.5	15.5	13.5	13.5	14.2	14.6	14.2	14.6	14.6	16.2		
15.0	15.0	11.9	9.9	9.9	11.5	11.5	11.5	11.9	12.3	13.5		
11.5	11.0	8.4	6.7	6.7	7.9	8.4	8.7	9.2	9.5	10.3		
6.7	6.7	4.3	2.8	3.1	3.5	4.7	4.7	4.7	5.5	6.7		
0.0	0.4	0.0	0.0	0.0	0.0	0.0	0.0	0.0	0.0	0.0		
0.0	0.0	0.0	0.0	0.0	0.0	0.0	0.0	0.0	0.0	0.0		
0.0	0.0	0.0	0.0	0.0	0.0	0.0	0.0	0.0	0.0	0.0		
0.0	0.0	0.0	0.0	0.0	0.0	0.0	0.0	0.0	0.0	0.0		
0.0	0.0	0.0	0.0	0.0	0.0	0.0	0.0	0.0	0.0	0.0		
0.0	0.0	0.0	0.0	0.0	0.0	0.0	0.0	0.0	0.0	0.0		
0.0	0.0	0.0	0.0	0.0	0.0	0.0	0.0	0.0	0.0	0.0		
0.0	0.0	0.0	0.0	0.0	0.0	0.0	0.0	0.0	0.0	0.0		
0.0	0.0	0.0	0.0	0.0	0.0	0.0	0.0	0.0	0.0	0.0		
0.0	0.0	0.0	0.0	0.0	0.0	0.0	0.0	0.0	0.0	0.0		

'271765
 ISW-AF-450-LED-E1-SLL-7027

REPORT NUMBER: P271765
 CATALOG NUMBER: ISW-AF-4!

TION (continued):

CANDELA DISTRIBUTION (con

165°	170°	175°	180°	185°	190°	195°	200°	205°	210°		215°	220°
0.0	0.0	0.0	0.0	0.0	0.0	0.0	0.0	0.0	0.0	0°	776.5	776.5
0.0	0.0	0.0	0.0	0.0	0.0	0.0	0.0	0.0	0.0	2.5°	672.8	672.4
0.0	0.0	0.0	0.0	0.0	0.0	0.0	0.0	0.0	0.0	5°	552.2	548.7
0.0	0.0	0.0	0.0	0.0	0.0	0.0	0.0	0.0	0.0	7.5°	428.0	441.0
0.0	0.0	0.0	0.0	0.0	0.0	0.0	0.0	0.0	0.0	10°	308.5	317.6
0.0	0.0	0.0	0.0	0.0	0.0	0.0	0.0	0.0	0.0	12.5°	214.8	219.5
0.0	0.0	0.0	0.0	0.0	0.0	0.0	0.0	0.0	0.0	15°	148.0	157.5
0.0	0.0	0.0	0.0	0.0	0.0	0.0	0.0	0.0	0.0	17.5°	115.2	116.3
0.0	0.0	0.0	0.0	0.0	0.0	0.0	0.0	0.0	0.0	20°	95.0	95.7
0.0	0.0	0.0	0.0	0.0	0.0	0.0	0.0	0.0	0.0	22.5°	84.2	85.8
0.0	0.0	0.0	0.0	0.0	0.0	0.0	0.0	0.0	0.0	25°	70.8	72.3
0.0	0.0	0.0	0.0	0.0	0.0	0.0	0.0	0.0	0.0	27.5°	62.5	64.0
0.0	0.0	0.0	0.0	0.0	0.0	0.0	0.0	0.0	0.0	30°	57.3	58.1
0.0	0.0	0.0	0.0	0.0	0.0	0.0	0.0	0.0	0.0	32.5°	52.2	52.2
0.0	0.0	0.0	0.0	0.0	0.0	0.0	0.0	0.0	0.0	35°	47.9	48.3
0.0	0.0	0.0	0.0	0.0	0.0	0.0	0.0	0.0	0.0	37.5°	44.6	45.5
0.0	0.0	0.0	0.0	0.0	0.0	0.0	0.0	0.0	0.0	40°	42.0	42.3
0.0	0.0	0.0	0.0	0.0	0.0	0.0	0.0	0.0	0.0	42.5°	38.0	38.8
0.0	0.0	0.0	0.0	0.0	0.0	0.0	0.0	0.0	0.0	45°	34.5	34.9
0.0	0.0	0.0	0.0	0.0	0.0	0.0	0.0	0.0	0.0	47.5°	32.0	32.0
0.0	0.0	0.0	0.0	0.0	0.0	0.0	0.0	0.0	0.0	50°	30.5	30.8
0.0	0.0	0.0	0.0	0.0	0.0	0.0	0.0	0.0	0.0	52.5°	29.6	30.0
0.0	0.0	0.0	0.0	0.0	0.0	0.0	0.0	0.0	0.0	55°	29.3	30.0
0.0	0.0	0.0	0.0	0.0	0.0	0.0	0.0	0.0	0.0	57.5°	29.3	29.6
0.0	0.0	0.0	0.0	0.0	0.0	0.0	0.0	0.0	0.0	59°	28.8	29.3
0.0	0.0	0.0	0.0	0.0	0.0	0.0	0.0	0.0	0.0	60°	28.8	29.6
0.0	0.0	0.0	0.0	0.0	0.0	0.0	0.0	0.0	0.0	62.5°	27.7	28.5
0.0	0.0	0.0	0.0	0.0	0.0	0.0	0.0	0.0	0.0	65°	26.9	27.7
0.0	0.0	0.0	0.0	0.0	0.0	0.0	0.0	0.0	0.0	67.5°	25.7	26.9
										70°	24.5	25.7
										72.5°	23.0	24.5
										75°	21.4	22.5
										77.5°	19.3	20.6
										80°	17.0	17.3
										82.5°	14.2	14.2
										85°	10.7	9.5
										87.5°	5.9	6.3
										90°	0.0	0.0
										92.5°	0.0	0.0
										95°	0.0	0.0
										97.5°	0.0	0.0
										100°	0.0	0.0
										102.5°	0.0	0.0
										105°	0.0	0.0
										107.5°	0.0	0.0

REPORT NUMBER: P271765
 CATALOG NUMBER: ISW-AF-450-LED-E1-

50-LED-E1-SLL-7027

tinued):

CANDELA DISTRIBUTION (continued):

225°	230°	235°	240°	245°	250°	255°	260°	265°		215°	220°	225°
776.5	776.5	776.5	776.5	776.5	776.5	776.5	776.5	776.5	110°	0.0	0.0	0.0
664.0	664.0	676.0	677.1	663.3	666.8	673.5	665.6	674.4	112.5°	0.0	0.0	0.0
557.3	552.5	553.0	549.9	555.3	549.0	555.7	553.4	551.4	115°	0.0	0.0	0.0
432.7	441.0	435.0	423.6	432.7	425.5	412.1	413.3	398.3	117.5°	0.0	0.0	0.0
325.2	319.2	316.0	310.5	295.8	298.7	283.5	286.0	291.1	120°	0.0	0.0	0.0
224.3	219.9	225.0	221.5	215.5	216.7	219.9	223.0	231.4	122.5°	0.0	0.0	0.0
157.5	155.5	154.3	156.7	163.3	166.9	172.0	181.5	186.3	125°	0.0	0.0	0.0
118.3	118.7	117.5	121.0	126.6	129.4	130.5	131.3	136.8	127.5°	0.0	0.0	0.0
97.6	99.4	98.8	100.1	98.5	96.8	98.1	95.7	93.7	130°	0.0	0.0	0.0
85.4	85.8	83.8	83.5	81.0	79.1	77.5	77.5	76.7	132.5°	0.0	0.0	0.0
72.3	72.9	70.8	70.8	70.3	71.5	70.8	69.2	68.8	135°	0.0	0.0	0.0
64.9	64.0	62.9	62.9	62.2	62.2	62.5	62.9	62.5	137.5°	0.0	0.0	0.0
58.1	57.3	57.0	57.3	57.0	57.3	57.7	57.3	57.7	140°	0.0	0.0	0.0
53.4	52.6	52.6	53.0	52.6	53.0	53.0	53.0	52.6	142.5°	0.0	0.0	0.0
49.5	48.7	48.7	48.7	48.3	47.5	46.7	45.5	44.3	145°	0.0	0.0	0.0
46.4	45.8	45.1	44.6	43.5	41.1	40.3	40.3	40.3	147.5°	0.0	0.0	0.0
43.5	42.7	42.3	40.7	39.2	38.4	38.4	38.4	38.4	150°	0.0	0.0	0.0
40.0	38.8	38.0	37.5	37.2	37.2	36.8	36.8	36.8	152.5°	0.0	0.0	0.0
35.7	35.2	35.2	35.7	35.7	35.7	35.7	35.2	35.7	155°	0.0	0.0	0.0
32.8	32.8	33.2	33.7	34.0	34.5	34.9	34.5	34.9	157.5°	0.0	0.0	0.0
31.6	31.6	31.6	32.4	32.8	33.2	34.0	34.0	34.0	160°	0.0	0.0	0.0
30.8	30.8	31.2	31.6	32.0	32.4	32.8	33.2	33.7	162.5°	0.0	0.0	0.0
30.5	30.8	30.5	30.8	31.2	32.0	32.4	32.4	32.8	165°	0.0	0.0	0.0
30.5	30.5	30.5	30.5	31.2	31.6	31.2	31.6	32.0	167.5°	0.0	0.0	0.0
30.5	30.5	30.0	30.5	30.8	31.2	30.8	30.8	31.6	170°	0.0	0.0	0.0
30.0	30.5	30.0	30.0	30.5	30.8	30.5	30.8	31.2	172.5°	0.0	0.0	0.0
29.3	29.6	29.3	29.6	29.6	30.0	30.0	30.0	30.5	175°	0.0	0.0	0.0
28.5	28.5	28.5	28.8	28.8	29.3	29.3	29.6	29.3	177.5°	0.0	0.0	0.0
27.7	27.7	27.7	28.0	28.0	28.5	28.8	28.5	28.5	180°	0.0	0.0	0.0
26.9	26.5	26.1	26.5	26.9	26.9	27.3	26.9	27.3				
25.7	25.3	25.0	25.0	25.3	25.3	25.7	25.3	25.3				
23.7	23.7	23.0	23.0	23.0	23.0	23.4	23.0	22.5				
21.4	21.4	20.6	20.6	20.6	20.6	20.2	20.2	20.2				
17.8	18.1	18.1	17.8	17.8	17.3	17.3	17.0	16.6				
13.5	14.2	14.6	14.6	14.6	14.6	14.6	13.8	13.0				
9.5	10.7	11.9	11.9	11.5	11.5	11.5	10.3	9.2				
5.9	7.2	7.5	8.4	7.2	6.7	6.7	5.9	5.5				
0.0	0.0	0.8	0.4	1.2	1.2	1.5	0.8	0.4				
0.0	0.0	0.0	0.0	0.0	0.0	0.0	0.0	0.0				
0.0	0.0	0.0	0.0	0.0	0.0	0.0	0.0	0.0				
0.0	0.0	0.0	0.0	0.0	0.0	0.0	0.0	0.0				
0.0	0.0	0.0	0.0	0.0	0.0	0.0	0.0	0.0				
0.0	0.0	0.0	0.0	0.0	0.0	0.0	0.0	0.0				
0.0	0.0	0.0	0.0	0.0	0.0	0.0	0.0	0.0				
0.0	0.0	0.0	0.0	0.0	0.0	0.0	0.0	0.0				
0.0	0.0	0.0	0.0	0.0	0.0	0.0	0.0	0.0				
0.0	0.0	0.0	0.0	0.0	0.0	0.0	0.0	0.0				
0.0	0.0	0.0	0.0	0.0	0.0	0.0	0.0	0.0				
0.0	0.0	0.0	0.0	0.0	0.0	0.0	0.0	0.0				
0.0	0.0	0.0	0.0	0.0	0.0	0.0	0.0	0.0				
0.0	0.0	0.0	0.0	0.0	0.0	0.0	0.0	0.0				
0.0	0.0	0.0	0.0	0.0	0.0	0.0	0.0	0.0				
0.0	0.0	0.0	0.0	0.0	0.0	0.0	0.0	0.0				
0.0	0.0	0.0	0.0	0.0	0.0	0.0	0.0	0.0				
0.0	0.0	0.0	0.0	0.0	0.0	0.0	0.0	0.0				
0.0	0.0	0.0	0.0	0.0	0.0	0.0	0.0	0.0				
0.0	0.0	0.0	0.0	0.0	0.0	0.0	0.0	0.0				



REPORT NUMBER: P271765

CATALOG NUMBER: ISW-AF-450-LED-E1-SLL-7027

SLL-7027

CANDELA DISTRIBUTION (continued):

230°	235°	240°	245°	250°	255°	260°	265°		270°	275°	280°	285°
0.0	0.0	0.0	0.0	0.0	0.0	0.0	0.0	0°	776.5	776.5	776.5	776.5
0.0	0.0	0.0	0.0	0.0	0.0	0.0	0.0	2.5°	666.8	681.5	683.5	685.5
0.0	0.0	0.0	0.0	0.0	0.0	0.0	0.0	5°	548.1	562.9	554.5	558.0
0.0	0.0	0.0	0.0	0.0	0.0	0.0	0.0	7.5°	400.3	390.9	403.1	410.5
0.0	0.0	0.0	0.0	0.0	0.0	0.0	0.0	10°	292.3	303.4	308.1	316.8
0.0	0.0	0.0	0.0	0.0	0.0	0.0	0.0	12.5°	242.5	249.5	258.4	272.2
0.0	0.0	0.0	0.0	0.0	0.0	0.0	0.0	15°	196.5	201.7	212.8	226.2
0.0	0.0	0.0	0.0	0.0	0.0	0.0	0.0	17.5°	143.2	150.6	157.8	168.9
0.0	0.0	0.0	0.0	0.0	0.0	0.0	0.0	20°	96.1	99.4	108.0	113.2
0.0	0.0	0.0	0.0	0.0	0.0	0.0	0.0	22.5°	77.2	78.3	79.9	84.2
0.0	0.0	0.0	0.0	0.0	0.0	0.0	0.0	25°	69.2	70.0	71.1	72.9
0.0	0.0	0.0	0.0	0.0	0.0	0.0	0.0	27.5°	62.9	63.3	64.5	65.3
0.0	0.0	0.0	0.0	0.0	0.0	0.0	0.0	30°	57.3	57.0	57.3	58.5
0.0	0.0	0.0	0.0	0.0	0.0	0.0	0.0	32.5°	51.5	51.5	52.2	52.2
0.0	0.0	0.0	0.0	0.0	0.0	0.0	0.0	35°	44.3	43.8	44.6	45.8
0.0	0.0	0.0	0.0	0.0	0.0	0.0	0.0	37.5°	40.7	41.1	42.0	42.7
0.0	0.0	0.0	0.0	0.0	0.0	0.0	0.0	40°	38.8	39.2	40.0	40.7
0.0	0.0	0.0	0.0	0.0	0.0	0.0	0.0	42.5°	36.8	37.5	38.4	39.5
0.0	0.0	0.0	0.0	0.0	0.0	0.0	0.0	45°	35.7	36.4	37.5	38.8
0.0	0.0	0.0	0.0	0.0	0.0	0.0	0.0	47.5°	35.2	36.0	37.2	38.8
0.0	0.0	0.0	0.0	0.0	0.0	0.0	0.0	50°	34.5	35.7	36.8	38.4
0.0	0.0	0.0	0.0	0.0	0.0	0.0	0.0	52.5°	34.5	35.2	36.4	38.4
0.0	0.0	0.0	0.0	0.0	0.0	0.0	0.0	55°	33.2	34.5	35.7	37.5
0.0	0.0	0.0	0.0	0.0	0.0	0.0	0.0	57.5°	32.4	33.2	34.9	37.2
0.0	0.0	0.0	0.0	0.0	0.0	0.0	0.0	59°	32.0	32.8	34.5	36.8
0.0	0.0	0.0	0.0	0.0	0.0	0.0	0.0	60°	31.2	32.4	34.0	36.4
0.0	0.0	0.0	0.0	0.0	0.0	0.0	0.0	62.5°	30.5	31.6	33.2	35.7
0.0	0.0	0.0	0.0	0.0	0.0	0.0	0.0	65°	29.3	30.8	32.4	34.0
0.0	0.0	0.0	0.0	0.0	0.0	0.0	0.0	67.5°	28.5	29.3	30.8	32.4
								70°	26.9	27.7	28.8	30.0
								72.5°	25.0	25.3	26.1	27.3
								75°	22.2	22.5	23.0	24.2
								77.5°	19.3	19.3	19.8	21.4
								80°	16.2	16.2	16.6	17.3
								82.5°	12.3	12.3	13.0	14.2
								85°	8.7	8.4	9.5	10.3
								87.5°	5.1	4.7	5.1	5.1
								90°	0.4	1.2	0.8	0.8
								92.5°	0.0	0.0	0.0	0.0
								95°	0.0	0.0	0.0	0.0
								97.5°	0.0	0.0	0.0	0.0
								100°	0.0	0.0	0.0	0.0
								102.5°	0.0	0.0	0.0	0.0
								105°	0.0	0.0	0.0	0.0
								107.5°	0.0	0.0	0.0	0.0



REPORT NUMBER: P271765

CATALOG NUMBER: ISW-AF-450-LED-E1-SLL-7027

CANDELA DISTRIBUTION (continued):

290°	295°	300°	305°	310°	315°	320°		270°	275°	280°	285°	290°
776.5	776.5	776.5	776.5	776.5	776.5	776.5	110°	0.0	0.0	0.0	0.0	0.0
693.3	689.4	692.5	704.8	709.2	714.7	733.3	112.5°	0.0	0.0	0.0	0.0	0.0
566.8	572.0	566.8	591.7	592.9	609.5	616.2	115°	0.0	0.0	0.0	0.0	0.0
416.5	423.2	434.3	450.9	455.6	479.3	499.5	117.5°	0.0	0.0	0.0	0.0	0.0
325.2	333.8	349.2	359.5	369.8	383.7	399.8	120°	0.0	0.0	0.0	0.0	0.0
288.7	297.9	311.4	324.4	339.0	349.6	363.1	122.5°	0.0	0.0	0.0	0.0	0.0
241.3	255.5	268.5	285.6	297.9	317.2	333.0	125°	0.0	0.0	0.0	0.0	0.0
184.3	204.1	217.1	237.7	256.3	273.4	294.6	127.5°	0.0	0.0	0.0	0.0	0.0
128.2	143.5	160.2	182.4	206.5	229.8	258.4	130°	0.0	0.0	0.0	0.0	0.0
88.2	96.5	109.1	132.1	157.0	190.6	221.5	132.5°	0.0	0.0	0.0	0.0	0.0
75.2	78.3	83.0	94.1	115.2	151.8	185.9	135°	0.0	0.0	0.0	0.0	0.0
66.8	69.2	72.3	78.0	89.0	114.4	151.8	137.5°	0.0	0.0	0.0	0.0	0.0
61.4	64.0	67.2	71.1	77.2	94.5	122.6	140°	0.0	0.0	0.0	0.0	0.0
53.8	55.8	58.5	62.9	67.2	81.0	108.3	142.5°	0.0	0.0	0.0	0.0	0.0
47.5	49.9	53.4	56.5	60.9	72.0	98.5	145°	0.0	0.0	0.0	0.0	0.0
44.3	46.7	49.9	52.6	55.8	64.9	91.4	147.5°	0.0	0.0	0.0	0.0	0.0
42.3	44.6	47.9	50.2	52.2	62.5	88.7	150°	0.0	0.0	0.0	0.0	0.0
41.1	43.8	46.7	48.3	52.2	63.7	81.8	152.5°	0.0	0.0	0.0	0.0	0.0
40.7	43.5	46.7	49.5	57.3	60.2	77.5	155°	0.0	0.0	0.0	0.0	0.0
41.1	43.5	47.5	55.3	55.8	57.0	72.9	157.5°	0.0	0.0	0.0	0.0	0.0
41.1	44.6	53.0	57.7	53.0	53.8	68.5	160°	0.0	0.0	0.0	0.0	0.0
41.5	46.4	55.0	53.8	51.5	50.2	63.7	162.5°	0.0	0.0	0.0	0.0	0.0
41.5	45.5	52.6	50.7	47.5	47.9	58.1	165°	0.0	0.0	0.0	0.0	0.0
40.3	45.5	50.7	45.8	43.5	45.5	53.4	167.5°	0.0	0.0	0.0	0.0	0.0
39.5	46.7	45.1	42.3	42.3	44.3	51.0	170°	0.0	0.0	0.0	0.0	0.0
39.2	47.9	42.7	41.1	41.1	43.8	49.9	172.5°	0.0	0.0	0.0	0.0	0.0
38.0	44.6	39.2	38.4	39.5	41.5	48.3	175°	0.0	0.0	0.0	0.0	0.0
35.7	37.2	36.0	36.0	37.5	40.0	47.5	177.5°	0.0	0.0	0.0	0.0	0.0
32.8	33.7	33.7	34.0	35.7	37.5	48.3	180°	0.0	0.0	0.0	0.0	0.0
30.5	30.5	31.2	31.6	32.8	35.7	46.4						
27.7	28.0	28.0	28.8	29.6	32.4	44.6						
24.5	24.5	25.3	25.3	26.5	29.3	40.0						
21.4	21.4	21.4	21.8	22.5	25.3	32.8						
17.8	17.8	17.8	18.1	18.5	21.0	25.0						
14.2	13.8	13.5	13.5	14.2	16.2	19.3						
9.9	9.9	9.5	9.5	9.5	10.7	13.0						
5.5	4.7	5.1	5.5	5.1	5.9	7.2						
0.4	0.8	1.2	1.5	1.5	1.5	2.3						
0.0	0.0	0.0	0.0	0.0	0.0	0.0						
0.0	0.0	0.0	0.0	0.0	0.0	0.0						
0.0	0.0	0.0	0.0	0.0	0.0	0.0						
0.0	0.0	0.0	0.0	0.0	0.0	0.0						
0.0	0.0	0.0	0.0	0.0	0.0	0.0						
0.0	0.0	0.0	0.0	0.0	0.0	0.0						
0.0	0.0	0.0	0.0	0.0	0.0	0.0						
0.0	0.0	0.0	0.0	0.0	0.0	0.0						
0.0	0.0	0.0	0.0	0.0	0.0	0.0						



REPORT NUMBER: P271765

CATALOG NUMBER: ISW-AF-450-LED-E1-SLL-7027

CANDELA DISTRIBUTION (continued):

295°	300°	305°	310°	315°	320°		325°	330°	335°	340°	345°	350°
0.0	0.0	0.0	0.0	0.0	0.0	0°	776.5	776.5	776.5	776.5	776.5	776.5
0.0	0.0	0.0	0.0	0.0	0.0	2.5°	731.0	741.2	757.5	760.7	773.7	782.7
0.0	0.0	0.0	0.0	0.0	0.0	5°	619.4	643.9	652.6	669.7	699.3	714.3
0.0	0.0	0.0	0.0	0.0	0.0	7.5°	511.0	529.6	550.6	577.9	599.6	625.3
0.0	0.0	0.0	0.0	0.0	0.0	10°	420.5	447.0	474.2	496.4	526.9	557.7
0.0	0.0	0.0	0.0	0.0	0.0	12.5°	373.3	388.0	414.8	446.2	484.2	518.5
0.0	0.0	0.0	0.0	0.0	0.0	15°	348.8	366.3	395.2	428.3	468.6	511.5
0.0	0.0	0.0	0.0	0.0	0.0	17.5°	318.4	346.0	378.9	426.3	478.5	537.9
0.0	0.0	0.0	0.0	0.0	0.0	20°	288.4	322.0	365.1	427.5	500.0	577.1
0.0	0.0	0.0	0.0	0.0	0.0	22.5°	261.9	301.8	356.4	434.7	527.2	630.1
0.0	0.0	0.0	0.0	0.0	0.0	25°	230.5	284.0	349.6	449.3	569.2	701.3
0.0	0.0	0.0	0.0	0.0	0.0	27.5°	205.7	267.0	339.8	462.0	607.5	769.7
0.0	0.0	0.0	0.0	0.0	0.0	30°	178.0	247.2	325.9	466.3	654.2	825.8
0.0	0.0	0.0	0.0	0.0	0.0	32.5°	155.9	228.6	310.1	462.4	675.2	865.0
0.0	0.0	0.0	0.0	0.0	0.0	35°	145.2	215.1	296.6	448.5	692.5	907.4
0.0	0.0	0.0	0.0	0.0	0.0	37.5°	138.0	200.5	283.5	425.5	712.4	949.3
0.0	0.0	0.0	0.0	0.0	0.0	40°	129.0	189.0	272.9	409.0	727.8	984.0
0.0	0.0	0.0	0.0	0.0	0.0	42.5°	120.6	178.9	264.6	394.4	731.7	1015.4
0.0	0.0	0.0	0.0	0.0	0.0	45°	113.5	172.5	258.4	395.2	734.5	1058.8
0.0	0.0	0.0	0.0	0.0	0.0	47.5°	108.0	166.5	255.8	408.5	763.8	1119.4
0.0	0.0	0.0	0.0	0.0	0.0	50°	102.9	161.3	252.0	434.7	810.8	1201.2
0.0	0.0	0.0	0.0	0.0	0.0	52.5°	96.8	154.3	246.9	461.5	862.2	1310.8
0.0	0.0	0.0	0.0	0.0	0.0	55°	89.0	144.8	241.3	484.2	932.4	1444.0
0.0	0.0	0.0	0.0	0.0	0.0	57.5°	76.7	133.7	237.7	495.7	975.4	1520.8
0.0	0.0	0.0	0.0	0.0	0.0	59°	70.3	123.0	235.7	490.0	986.9	1533.9
0.0	0.0	0.0	0.0	0.0	0.0	60°	66.8	116.7	232.6	483.4	990.0	1525.5
0.0	0.0	0.0	0.0	0.0	0.0	62.5°	62.2	101.7	219.5	449.7	945.7	1425.1
0.0	0.0	0.0	0.0	0.0	0.0	65°	63.3	96.1	189.8	382.9	844.0	1228.9
0.0	0.0	0.0	0.0	0.0	0.0	67.5°	64.9	93.7	164.1	309.3	672.8	1016.9
						70°	63.7	92.5	149.1	246.0	503.9	761.4
						72.5°	62.2	87.5	129.4	197.8	319.5	533.1
						75°	55.0	73.6	101.7	135.6	201.7	388.3
						77.5°	43.1	56.5	72.0	84.2	102.5	274.2
						80°	31.6	41.1	47.1	50.7	57.0	187.0
						82.5°	22.5	27.7	30.0	32.0	38.0	140.0
						85°	17.0	19.3	21.0	21.0	25.7	98.8
						87.5°	9.5	9.9	9.9	10.7	12.7	26.9
						90°	2.8	2.8	2.3	2.8	2.0	1.5
						92.5°	0.0	0.0	0.0	0.0	0.0	0.0
						95°	0.0	0.0	0.0	0.0	0.0	0.0
						97.5°	0.0	0.0	0.0	0.0	0.0	0.0
						100°	0.0	0.0	0.0	0.0	0.0	0.0
						102.5°	0.0	0.0	0.0	0.0	0.0	0.0
						105°	0.0	0.0	0.0	0.0	0.0	0.0
						107.5°	0.0	0.0	0.0	0.0	0.0	0.0



REPORT NUMBER: P271765

CATALOG NUMBER: ISW-AF-450-LED-E1-SLL-7027

CANDELA DISTRIBUTION (continued):

355°	359°	360°		325°	330°	335°	340°	345°	350°	355°
776.5	776.5	776.5	110°	0.0	0.0	0.0	0.0	0.0	0.0	0.0
793.0	799.0	803.7	112.5°	0.0	0.0	0.0	0.0	0.0	0.0	0.0
737.3	751.9	754.7	115°	0.0	0.0	0.0	0.0	0.0	0.0	0.0
653.8	677.5	685.9	117.5°	0.0	0.0	0.0	0.0	0.0	0.0	0.0
592.5	618.2	626.8	120°	0.0	0.0	0.0	0.0	0.0	0.0	0.0
558.8	589.0	598.5	122.5°	0.0	0.0	0.0	0.0	0.0	0.0	0.0
559.6	595.7	609.5	125°	0.0	0.0	0.0	0.0	0.0	0.0	0.0
596.0	637.2	654.2	127.5°	0.0	0.0	0.0	0.0	0.0	0.0	0.0
658.5	718.3	731.0	130°	0.0	0.0	0.0	0.0	0.0	0.0	0.0
743.2	801.7	820.7	132.5°	0.0	0.0	0.0	0.0	0.0	0.0	0.0
822.7	900.2	914.8	135°	0.0	0.0	0.0	0.0	0.0	0.0	0.0
901.0	977.7	990.8	137.5°	0.0	0.0	0.0	0.0	0.0	0.0	0.0
961.5	1041.9	1052.9	140°	0.0	0.0	0.0	0.0	0.0	0.0	0.0
1019.7	1110.2	1122.5	142.5°	0.0	0.0	0.0	0.0	0.0	0.0	0.0
1084.5	1184.7	1198.9	145°	0.0	0.0	0.0	0.0	0.0	0.0	0.0
1143.1	1257.8	1266.9	147.5°	0.0	0.0	0.0	0.0	0.0	0.0	0.0
1208.0	1317.5	1319.9	150°	0.0	0.0	0.0	0.0	0.0	0.0	0.0
1261.0	1361.8	1362.5	152.5°	0.0	0.0	0.0	0.0	0.0	0.0	0.0
1312.3	1403.3	1403.7	155°	0.0	0.0	0.0	0.0	0.0	0.0	0.0
1366.1	1448.9	1442.9	157.5°	0.0	0.0	0.0	0.0	0.0	0.0	0.0
1451.2	1502.7	1508.5	160°	0.0	0.0	0.0	0.0	0.0	0.0	0.0
1580.6	1626.4	1633.2	162.5°	0.0	0.0	0.0	0.0	0.0	0.0	0.0
1730.9	1794.5	1785.4	165°	0.0	0.0	0.0	0.0	0.0	0.0	0.0
1794.5	1867.3	1874.9	167.5°	0.0	0.0	0.0	0.0	0.0	0.0	0.0
1783.9	1883.2	1895.7	170°	0.0	0.0	0.0	0.0	0.0	0.0	0.0
1766.9	1878.4	1893.8	172.5°	0.0	0.0	0.0	0.0	0.0	0.0	0.0
1670.3	1828.9	1853.0	175°	0.0	0.0	0.0	0.0	0.0	0.0	0.0
1508.2	1726.5	1760.5	177.5°	0.0	0.0	0.0	0.0	0.0	0.0	0.0
1299.7	1573.4	1600.7	180°	0.0	0.0	0.0	0.0	0.0	0.0	0.0
1014.2	1278.7	1302.1								
674.0	878.0	918.4								
428.3	566.4	558.8								
316.0	368.2	368.7								
229.3	252.7	250.0								
177.5	154.3	153.9								
62.2	54.5	53.4								
26.9	22.5	23.0								
1.2	1.2	1.5								
0.0	0.0	0.0								
0.0	0.0	0.0								
0.0	0.0	0.0								
0.0	0.0	0.0								
0.0	0.0	0.0								
0.0	0.0	0.0								
0.0	0.0	0.0								
0.0	0.0	0.0								

